M1 — PARETE ISOLATA CON BLOCCHI MULTISTRATO E INTONACO ISOLATO
sp. tot.= 40.50 cm

N.B.- La parete "M1" di confine con il giunto sismico deve essere intonacata solo sul lato interno ai vani abitabili.



M2 — PARETE FONOISOLANTE CON BLOCCHI SEMIPIENI E INTONACO ISOLATO (SOTTOFINESTRA)
sp. tot.= 29.50 cm



M6 — RIVESTIMENTO A CAPPOTTO PARETE IN CEMENTO ARMATO VANO SCALA
sp. tot.= 37.50 cm

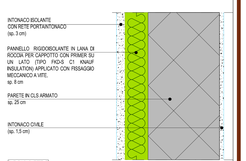

M7 — CORREZIONE PONTE TERMICI PILASTRI IN CEMENTO ARMATO
sp. tot.= 40.50 cm

N.B.- La correzione del ponte termico "M7" deve essere applicata esternamente anche su tutte le travi .



PARTICOLARE DI INSTALLAZIONE CALDAIA SOLARE AD INCASSO SU PARETE M1

N.B.- La parete "M1" di confine con il giunto sismico deve essere intonacata solo sul lato interno ai vani abitabili.

STRUTTURE OPACHE VERTICALI ESTERNE
scala 1: 5

M3 — PARETE FONOISOLANTE CON BLOCCHI SEMIPIENI PER DIVISIONE ALLOGGI E VANO SCALA
sp. tot.= 33.00 cm



M4 — PARETE IN LATERIZIO FORATO
sp. tot.= 13.00 cm

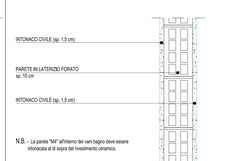

M5 — PARETE IN CEMENTO ARMATO VANO ASCENSORE
sp. tot.= 34.50 cm

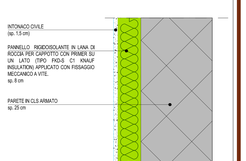

M8 — PARETE IN LATERIZIO FORATO
sp. tot.= 23.00 cm

M9 — PARETE IN LATERIZIO FORATO
sp. tot.= 33.00 cm

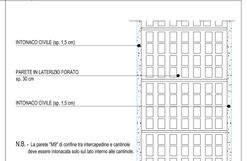

STRUTTURE OPACHE VERTICALI INTERNE
scala 1: 5

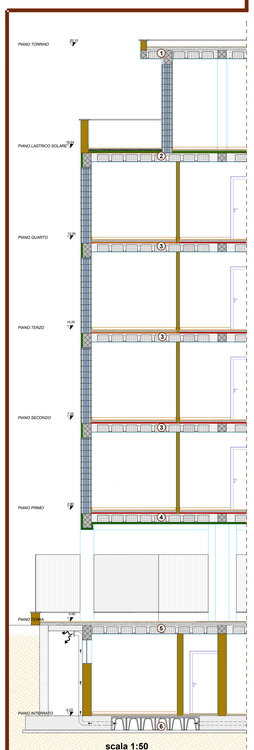

scala 1:50

STRUTTURE OPACHE ORIZZONTALI
scala 1: 10

1 — SOLAIO PIANO TORRINO

2 — SOLAIO PIANO LASTRICO SOLARE — CODICE VERIFICA TERMICA — S2

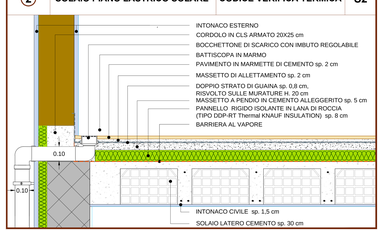

3 — SOLAIO INTERPIANO 2° - 3° - 4° — CODICE VERIFICA TERMICA — P2

PARTICOLARE BALCONI



4 — SOLAIO PIANO 1° — CODICE VERIFICA TERMICA — P1

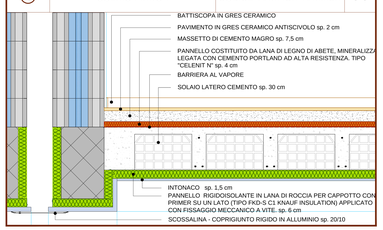

5 — SOLAIO PIANO TERRA

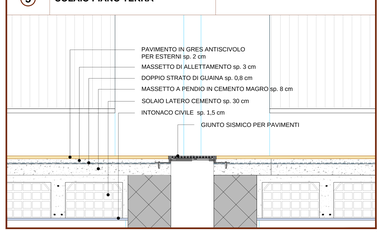

PARTICOLARE ATTACCO PILOTIS - STRADA

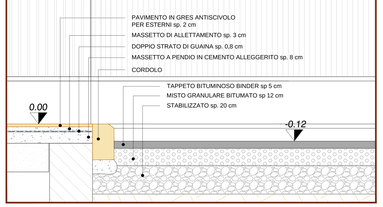

6 — SOLAIO PIANO INTERRATO "VESPAIO AREATO"

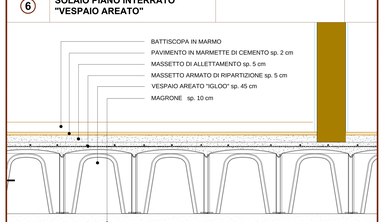

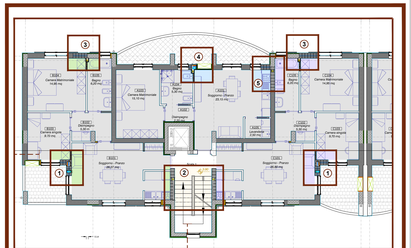

1 — CAVEDIO IMPIANTI

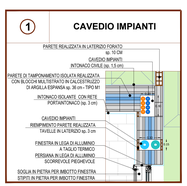

2 — CAVEDIO IMPIANTI

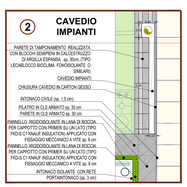

3 — CAVEDIO IMPIANTI

4 — CAVEDIO IMPIANTI

5 — CAVEDIO IMPIANTI

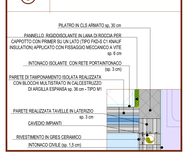

scala 1:20

N
O E
S

COMUNE DI BARLETTA
Medaglia d'oro al Merito Civile ed al Valor Militare
Città della Disfida

Programma Straordinario di E.R.P. ex. art. 21 D.L. 159/2007
PIANO NAZIONALE DI EDILIZIA ABITATIVA
REALIZZAZIONE DI N° 24 ALLOGGI DI EDILIZIA RESIDENZIALE PUBBLICA

MADDALENA DAMIANI
Architetto

STUDIO TECNICO
Via Mesagne,8 (ex - 70132 BARI
Tel. +39.080.5014267 Fax +39.080.9190207
arch.damiani@alice.it

IDEAZIONE E COORDINAMENTO
arch. Maddalena Damiani
ARCHITETTONICI
Arch. Maddalena DAMIANI
STRUTTURE
ing. Antonio VERINOLE collaboratore
ing. Annamaria PETRAROLI collaboratore
IMPIANTI MECCANICI
ing. Floriana DE MARTINO collaboratore
IMPIANTI ELETTRICI E SPECIALI
ing. Luigi CESARI collaboratore

PROGETTO ESECUTIVO

Categoria documento	Scala	Codice elaborato
ARCHITETTONICI	1:5 1:10 1:20	AR014
		Data di consegna: 13.06.2014
PROGETTO ABACO DELLE STRUTTURE OPACHE		Rif. 14011
		Nome file: AR014 Progetto Abaco strutture opache Rev 00.dwg

Rev.	Data	Descrizione	Approvato
00			

PROGETTAZIONE — APPROVAZIONI